

Scaled data based on original data using
LM-79-08 Approved Method: Electrical and Photometric Measurements of Solid-
State Lighting Products

Test Report Prepared for
Cooper Lighting Solutions
(formerly Eaton)

Brand: INVUE

Report Number: P673682

Luminaire Tested: **CCP-SA-2E-730-U-SL2-HSS**

Issue Date: 04/16/2023



Test Information

Test Method: LM-79-08
Report Number: P673682
Test Lab: INNOVATION CENTER(G1)
Issue Date: 04/16/2023
Manufacturer: COOPER LIGHTING SOLUTIONS (FORMERLY EATON)
Product Line: INVUE
Catalog Number: CCP-SA-2E-730-U-SL2-HSS
Description: INVUE CLEAR CURVE POLE MOUNT Light Square Luminaire @1050mA w/ SL2 distribution lens and House Side Shield
Light Source: (32) 3000K CCT, 70 CRI LEDS
Ballast/Driver: ELECTRONIC DRIVER

Summary

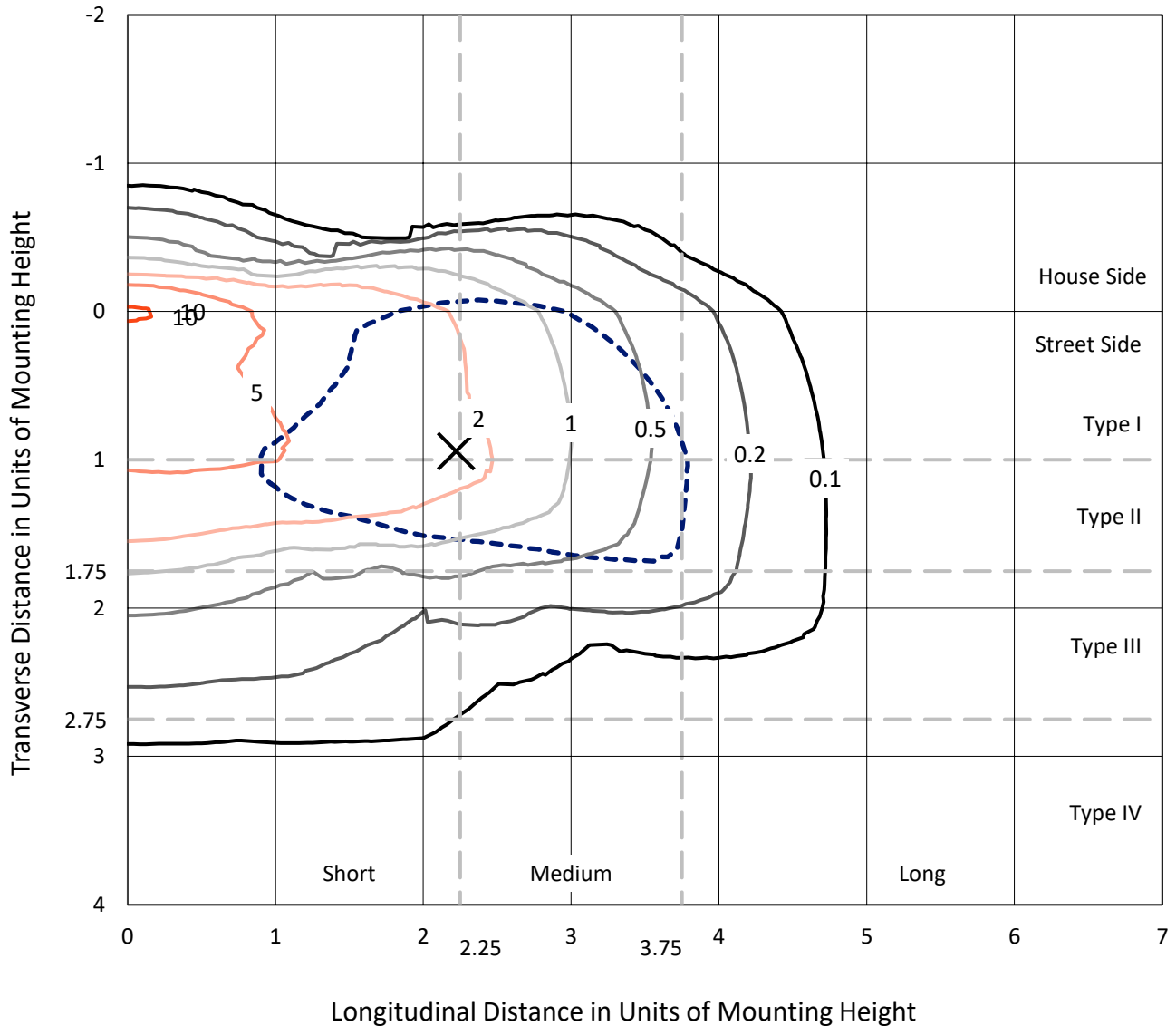
Lumens per Lamp: N/A
Luminaire Lumens: 10012.3 lumens
Efficiency: N/A
Efficacy: 93.9 lumens/watt
Luminous Opening: Rectangular (W 1' x L: 1' x H: 0')
IES Classification: Type II - Short
BUG Rating: B1 - U0 - G2

Input Watts (W): 106.6
Input Voltage (V): 120
Input Current (Ain): NR
Voltage Rise (V): NR
Power Factor: NR
Total Harmonic Distortion (THDi): NR
Frequency (hertz): 60
Stabilization Time: NR
Operation Time: NR
Ambient Temperature (°C): NR
Test Distance: 25 FT

REPORT NUMBER: P673682
 CATALOG NUMBER: CCP-SA-2E-730-U-SL2-HSS

Iso-Footcandle Lines of Horizontal Illumination

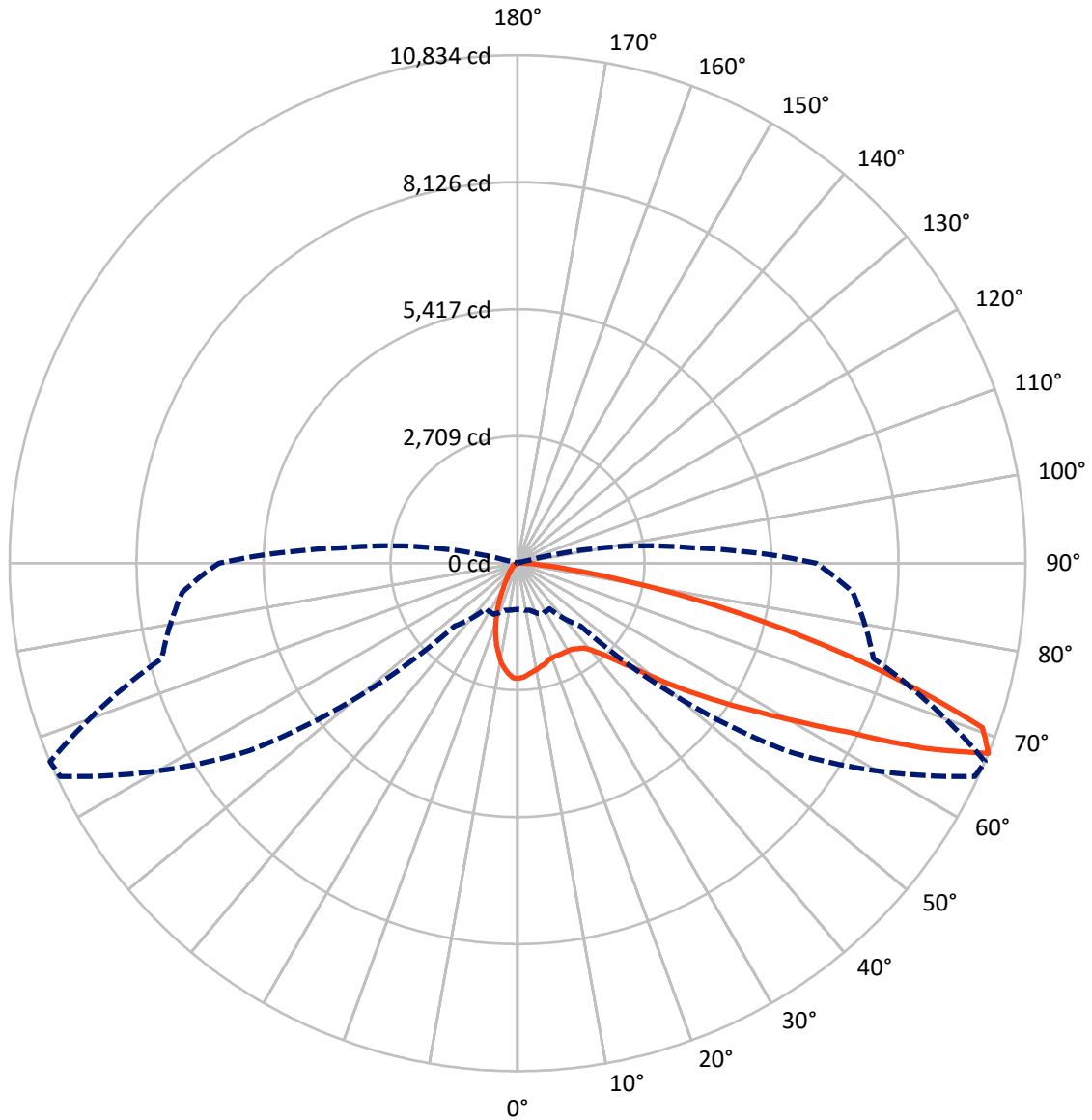
✕ Max cd
 - - - 1/2 Max cd



Based on 15 foot mounting height. Maximum calculated value = 10.9 fc
 Type II - Short - N/A

REPORT NUMBER: P673682
CATALOG NUMBER: CCP-SA-2E-730-U-SL2-HSS

Luminous Intensity Polar Plot



— Vertical Plane Through 67-Deg Lateral - - - Horizontal Cone Through 67.5-Deg Vertical

REPORT NUMBER: P673682

CATALOG NUMBER: CCP-SA-2E-730-U-SL2-HSS

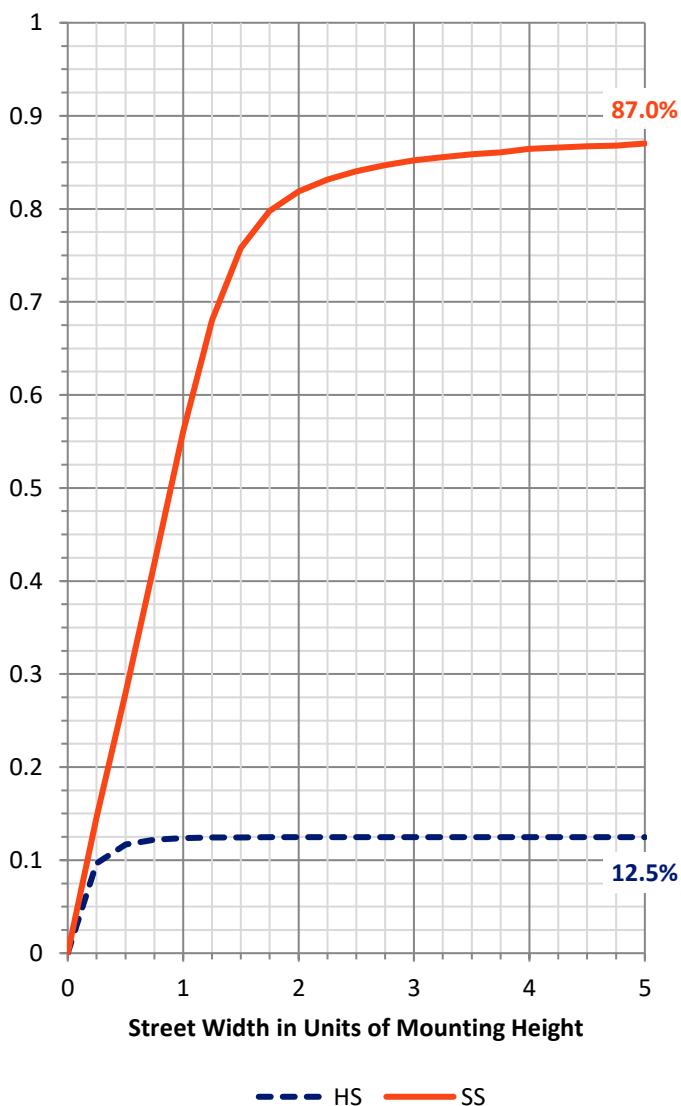
FLUX DISTRIBUTION:

		Downward	Upward	Total
House Side	Lumens	1260.1	0.0	1260.1
	% Fixture	12.6	0.0	12.6
Street Side	Lumens	8752.2	0.0	8752.2
	% Fixture	87.4	0.0	87.4
Total	Lumens	10012.3	0.0	10012.3
	% Fixture	100.0	0.0	100.0

ZONAL LUMENS:

Zone	Lumens	% Fixture
0°-10°	206.9	2.1
10°-20°	459.7	4.6
20°-30°	653.6	6.5
30°-40°	951.7	9.5
40°-50°	1473.0	14.7
50°-60°	2260.6	22.6
60°-70°	2450.5	24.5
70°-80°	1382.5	13.8
80°-90°	173.7	1.7
90°-100°	0.0	0.0
100°-110°	0.0	0.0
110°-120°	0.0	0.0
120°-130°	0.0	0.0
130°-140°	0.0	0.0
140°-150°	0.0	0.0
150°-160°	0.0	0.0
160°-170°	0.0	0.0
170°-180°	0.0	0.0
0°-90°	10012.3	100.0
0°-180°	10012.3	100.0

Coefficient of Utilization



REPORT NUMBER: P673682

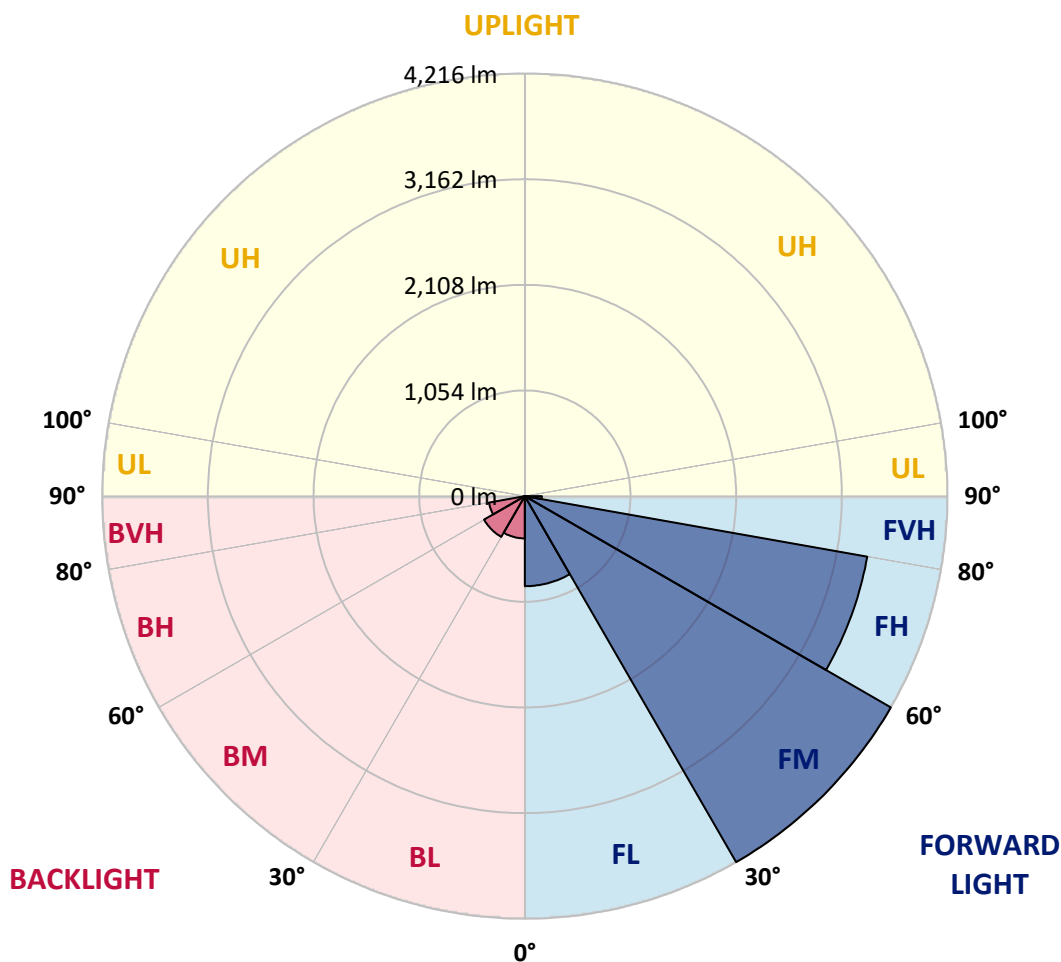
CATALOG NUMBER: CCP-SA-2E-730-U-SL2-HSS

LUMINAIRE CLASSIFICATION SYSTEM LUMEN TABLE AND BUG RATING:

Zone	Lumens	% Fixture	Zone Rating/Lumen Limit		
			B	U	G
FL (0°-30°)	898.4	9.0			
FM (30°-60°)	4216.1	42.1			
FH (60°-80°)	3469.1	34.6			G2/5000
FVH (80°-90°)	168.7	1.7			G2/225
BL (0°-30°)	421.8	4.2	B1/500		
BM (30°-60°)	469.3	4.7	B1/1000		
BH (60°-80°)	364.0	3.6	B1/500		G1/500
BVH (80°-90°)	5.0	0.0			G0/10
UL (90°-100°)	0.0	0.0		U0/0	
UH (100°-180°)	0.0	0.0		U0/0	

BUG Rating: B1-U0-G2

Type II Short





REPORT NUMBER: P673682
 CATALOG NUMBER: CCP-SA-2E-730-U-SL2-HSS

CANDELA DISTRIBUTION (FULL):

	0°	5°	15°	25°	35°	45°	55°	65°	67°	75°	85°
0°	2455.8	2455.8	2455.8	2455.8	2455.8	2455.8	2455.8	2455.8	2455.8	2455.8	2455.8
2.5°	2349.7	2361.7	2378.6	2402.8	2419.6	2410.0	2417.2	2458.2	2436.5	2455.8	2446.2
5°	2219.4	2231.5	2255.6	2253.2	2272.5	2308.7	2356.9	2410.0	2385.9	2443.8	2465.5
7.5°	2084.3	2079.5	2079.5	2130.2	2171.2	2221.8	2248.4	2335.2	2337.6	2388.3	2441.4
10°	1961.3	1975.8	1999.9	2019.2	2057.8	2130.2	2207.4	2274.9	2301.4	2402.8	2417.2
12.5°	1886.5	1893.7	1922.7	1939.6	1990.2	2060.2	2142.2	2229.1	2250.8	2354.5	2424.5
15°	1855.1	1872.0	1881.7	1913.0	1939.6	2004.7	2065.0	2163.9	2226.7	2308.7	2395.5
17.5°	1879.3	1872.0	1876.9	1886.5	1917.9	1975.8	2040.9	2139.8	2161.5	2299.0	2429.3
20°	1910.6	1913.0	1898.6	1893.7	1886.5	1942.0	1995.1	2122.9	2147.0	2299.0	2451.0
22.5°	1995.1	1968.5	1995.1	1956.5	1917.9	1942.0	1992.7	2125.3	2142.2	2296.6	2472.7
25°	2098.8	2103.6	2110.9	2028.8	1973.4	1956.5	2009.5	2132.6	2147.0	2315.9	2482.4
27.5°	2246.0	2267.7	2231.5	2190.5	2079.5	1995.1	2007.1	2127.7	2154.3	2306.3	2506.5
30°	2443.8	2426.9	2431.7	2337.6	2229.1	2096.4	2062.6	2139.8	2159.1	2318.3	2552.3
32.5°	2615.1	2595.8	2629.5	2595.8	2424.5	2241.1	2127.7	2163.9	2185.6	2347.3	2590.9
35°	2721.2	2745.3	2798.4	2834.6	2689.8	2429.3	2236.3	2229.1	2238.7	2361.7	2619.9
37.5°	2885.2	2928.7	2972.1	3063.8	2938.3	2660.9	2407.6	2313.5	2296.6	2431.7	2634.4
40°	3063.8	3051.7	3179.6	3288.1	3283.3	2986.6	2646.4	2463.1	2438.9	2542.7	2730.8
42.5°	3213.3	3201.3	3343.6	3522.1	3541.4	3300.2	2919.0	2675.4	2653.7	2714.0	2849.1
45°	3408.7	3418.4	3587.3	3799.5	3869.5	3715.1	3288.1	2979.3	2967.3	2948.0	3073.4
47.5°	3582.4	3635.5	3780.2	4031.1	4284.4	4144.5	3722.3	3423.2	3338.8	3295.4	3420.8
50°	3703.0	3751.3	3927.4	4195.2	4658.4	4747.6	4209.7	3896.0	3898.5	3792.3	3859.9
52.5°	3703.0	3700.6	3843.0	4195.2	4918.9	5377.3	4861.0	4491.9	4511.2	4400.2	4405.1
55°	3346.0	3338.8	3512.5	3886.4	4890.0	5982.8	5847.7	5247.0	5198.7	4984.0	5005.7
57.5°	2694.7	2711.5	2844.2	3292.9	4513.6	6265.0	7022.5	6096.2	5932.1	5488.2	5488.2
60°	1966.1	1951.6	2050.5	2364.2	3616.2	6158.9	7987.5	7097.3	6839.2	5905.6	5842.9
62.5°	1495.7	1493.3	1519.8	1626.0	2294.2	5370.0	8402.4	8371.1	7951.3	6315.7	6226.4
65°	1208.6	1213.4	1249.6	1324.4	1401.6	3662.0	8182.9	9890.9	9507.3	6926.0	6634.1
67.5°	986.7	998.7	1042.2	1203.8	1186.9	1896.2	6969.5	10761.8	10834.1	7857.2	7181.7
70°	759.9	779.2	829.9	1059.0	1143.5	1261.7	4832.1	10327.5	10520.5	8436.2	6851.2
72.5°	516.3	513.8	622.4	858.8	1155.5	1155.5	2689.8	8318.0	8501.3	7777.6	5951.4
75°	279.8	296.7	412.5	648.9	1059.0	1116.9	1531.9	6086.5	6344.6	6047.9	4602.9
77.5°	152.0	154.4	229.2	424.6	880.5	1066.3	1022.9	4139.7	4241.0	3647.6	2521.0
80°	79.6	82.0	120.6	277.4	607.9	989.1	851.6	2467.9	2371.4	1399.2	832.3
82.5°	36.2	38.6	60.3	173.7	388.4	779.2	735.8	1191.7	1100.1	390.8	253.3
85°	14.5	14.5	26.5	103.7	226.8	383.6	629.6	598.3	499.4	118.2	125.4
87.5°	4.8	4.8	7.2	41.0	91.7	229.2	335.3	316.0	217.1	43.4	67.5
90°	0.0	0.0	0.0	0.0	0.0	0.0	0.0	0.0	0.0	0.0	0.0



REPORT NUMBER: P673682
 CATALOG NUMBER: CCP-SA-2E-730-U-SL2-HSS

CANDELA DISTRIBUTION (continued):

	90°	95°	105°	115°	125°	135°	145°	155°	165°	175°	180°
0°	2455.8	2455.8	2455.8	2455.8	2455.8	2455.8	2455.8	2455.8	2455.8	2455.8	2455.8
2.5°	2436.5	2463.1	2455.8	2451.0	2405.2	2400.3	2395.5	2352.1	2366.6	2330.4	2354.5
5°	2451.0	2465.5	2426.9	2354.5	2289.4	2217.0	2161.5	2122.9	2053.0	2026.4	2021.6
7.5°	2436.5	2436.5	2356.9	2241.1	2113.3	1995.1	1845.5	1739.3	1659.7	1599.4	1621.1
10°	2417.2	2388.3	2306.3	2101.2	1869.6	1691.1	1476.4	1319.6	1201.4	1162.8	1138.7
12.5°	2417.2	2366.6	2183.2	1903.4	1604.3	1334.1	1078.3	873.3	759.9	692.4	682.7
15°	2395.5	2320.7	2094.0	1717.6	1346.1	979.4	687.5	511.4	414.9	388.4	378.7
17.5°	2400.3	2311.1	1961.3	1498.1	1044.6	651.4	419.8	323.3	299.1	287.1	289.5
20°	2410.0	2311.1	1843.1	1283.4	752.7	405.3	289.5	272.6	260.5	255.7	258.1
22.5°	2441.4	2265.3	1722.5	1063.9	509.0	291.9	255.7	238.8	229.2	221.9	219.5
25°	2446.2	2258.0	1606.7	846.8	349.8	246.1	224.4	205.1	193.0	183.3	180.9
27.5°	2438.9	2226.7	1445.0	629.6	263.0	219.5	190.6	171.3	154.4	147.2	144.7
30°	2465.5	2168.8	1307.5	453.5	221.9	190.6	161.6	139.9	125.4	115.8	115.8
32.5°	2467.9	2118.1	1155.5	323.3	202.6	168.9	137.5	113.4	98.9	94.1	94.1
35°	2470.3	2072.3	986.7	246.1	180.9	144.7	113.4	94.1	84.4	77.2	77.2
37.5°	2477.5	2038.5	832.3	207.5	161.6	123.0	94.1	77.2	67.5	65.1	65.1
40°	2492.0	1992.7	670.6	183.3	139.9	103.7	79.6	65.1	55.5	53.1	50.7
42.5°	2530.6	1980.6	535.6	164.0	125.4	86.8	65.1	53.1	45.8	41.0	38.6
45°	2689.8	2011.9	414.9	152.0	106.1	72.4	55.5	43.4	33.8	31.4	28.9
47.5°	2950.4	2115.7	328.1	135.1	89.3	60.3	45.8	33.8	26.5	24.1	21.7
50°	3346.0	2352.1	267.8	120.6	74.8	50.7	36.2	26.5	19.3	16.9	16.9
52.5°	3864.7	2670.5	231.6	106.1	60.3	43.4	28.9	19.3	14.5	12.1	12.1
55°	4395.4	3046.9	217.1	91.7	50.7	36.2	21.7	14.5	9.6	7.2	7.2
57.5°	4882.7	3290.5	209.9	74.8	43.4	26.5	16.9	9.6	4.8	2.4	2.4
60°	5186.7	3469.0	188.2	60.3	33.8	21.7	12.1	4.8	2.4	0.0	0.0
62.5°	5587.1	3650.0	154.4	45.8	24.1	14.5	7.2	2.4	0.0	0.0	0.0
65°	6115.5	3852.6	120.6	36.2	19.3	9.6	4.8	2.4	0.0	0.0	0.0
67.5°	6368.8	3746.5	82.0	26.5	12.1	4.8	2.4	0.0	0.0	0.0	0.0
70°	5862.2	3155.4	57.9	19.3	7.2	2.4	2.4	0.0	0.0	0.0	0.0
72.5°	4928.6	2472.7	43.4	12.1	4.8	2.4	0.0	0.0	0.0	0.0	0.0
75°	3633.1	1546.4	33.8	9.6	4.8	0.0	0.0	0.0	0.0	0.0	0.0
77.5°	1927.5	576.6	24.1	7.2	2.4	0.0	0.0	0.0	0.0	0.0	0.0
80°	569.3	168.9	16.9	4.8	2.4	0.0	0.0	0.0	0.0	0.0	0.0
82.5°	188.2	50.7	9.6	4.8	2.4	0.0	0.0	0.0	0.0	0.0	0.0
85°	96.5	19.3	4.8	4.8	2.4	0.0	0.0	0.0	0.0	0.0	0.0
87.5°	55.5	7.2	4.8	4.8	2.4	0.0	0.0	0.0	0.0	0.0	0.0
90°	0.0	0.0	0.0	0.0	0.0	0.0	0.0	0.0	0.0	0.0	0.0

(END OF REPORT)